

KAREN A. COFFMAN JACKSON COUNTY TREASURER

**MARCH
2020**



PORTFOLIO SIZE

Current Portfolio

Certificate of Deposits (CD)	2,750,000.00
Money Market Accounts	33,402,322.82
Treasuries & Agencies	11,499,700.00
	\$ 47,652,022.82

CURRENT HAPPENINGS

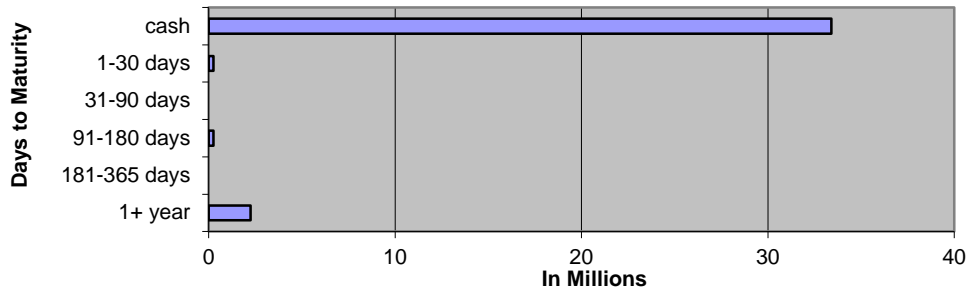
2020 Revenue Year to Date*

All Delinquent Taxes	758,339
Dog Licenses	10,893
Passports	9,010

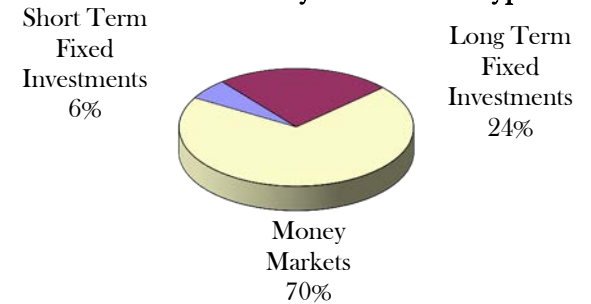
*General Ledger Information/Cash basis

DIVERSIFICATION

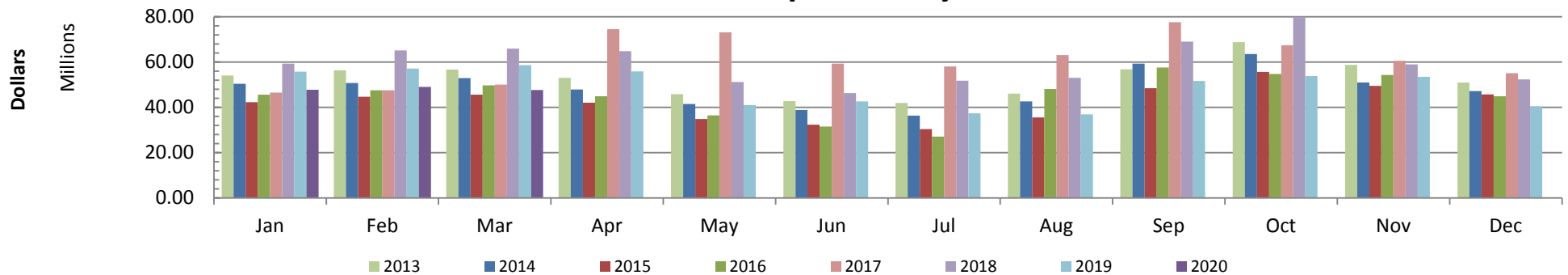
Diversification by Maturity Date



Diversification by Investment Type



Historical Comparison by Month



March 2020 General Account Investments

CUSIP	Issuer	Par Value	Rate	Maturity Date
Certificates of Deposit				
201282GJ3	Alma Bank	\$ 250,000.00	1.500%	4/13/2020
666613GP3	Northpointe	\$ 250,000.00	2.450%	9/21/2020
61747MS69	Morgan Stanley	\$ 250,000.00	2.800%	4/5/2021
32558	American 1 Credit Union	\$ 500,000.00	2.750%	4/26/2021
864088DN6	Sturgis Bank	\$ 250,000.00	2.500%	7/20/2021
38644ABM0	Grand River Bank	\$ 250,000.00	3.000%	8/2/2021
21923LAF0	Cornerstone	\$ 250,000.00	2.600%	9/2/2021
24000332	Ann Arbor State Bank	\$ 500,000.00	2.750%	4/20/2023
59452WAE8	Michigan Legacy	\$ 250,000.00	3.450%	11/9/2023
	Subtotal	\$ 2,750,000.00		
Cash/Money Markets				
	Comerica Bank	\$ 23,011,903.58		
	Michigan CLASS	\$ 10,390,419.24		
	Subtotal	\$ 33,402,322.82		
Treasuries / U.S. Agencies				
150609HD0	Cedar Springs Mich Public School Muni	\$ 500,000.00	1.785%	5/1/2020
3133EGVK8	Federal Farm Credit Bank	\$ 2,000,000.00	1.350%	9/21/2020
3133EGLU7	Federal Farm Credit Bank	\$ 2,000,000.00	1.480%	7/14/2021
3134G92T3	Federal Home Loan Mortgage Corp	\$ 1,000,000.00	1.500%	8/8/2023
3133EHVU4	Federal Farm Credit Bank	\$ 2,000,000.00	2.780%	8/24/2027
3133ELAF1	Federal Farm Credit Bank	\$ 1,999,700.00	2.380%	12/2/2027
3133EKGS9	Federal Farm Credit Bank	\$ 2,000,000.00	3.320%	4/16/2029
	Subtotal	\$ 11,499,700.00		
	Total	\$ 47,652,022.82		

March 2020 Monthly Pooled Interest

Account Name	Org. Key	Object Code	No. Days	Beginning Balance	Ending Balance	Average Balance	Average Interest	Monthly Interest	GL Entry CR
Public Improvement	245000	000020	31	1,539,479.08	1,622,460.63	1,580,969.86	1.180%	\$1,584.43	245100-664000
Jail Millage	280000	000020	31	1,139,333.34	1,556,434.74	1,347,884.04	1.180%	\$1,350.84	280100-664000
DOA Millage	281000	000020	31	543,697.28	732,730.66	638,213.97	1.180%	\$639.61	281100-664000
Medical Care MOE	297100	000020	31	958,313.13	1,233,440.76	1,095,876.95	1.180%	\$1,098.28	297100-664000
Delinquent Real	616000	000020	31	5,153,882.66	5,840,829.01	5,497,355.84	1.180%	\$5,509.40	616100-664000
Delinquent Personal	618000	000020	31	202,345.01	183,715.32	193,030.17	1.180%	\$193.45	618100-664000
Worker's Comp	677000	000020	31	217,684.14	221,801.21	219,742.68	1.180%	\$220.22	677100-664000
Escheats	702000	000020	31	107,188.09	140,303.37	123,745.73	1.180%	\$124.02	702000-268010
				9,861,922.73	11,531,715.70			10,720.25	
Road Commission	201000	000020	31	5,397,189.67	5,503,433.41	5,450,311.54	1.180%	\$5,462.26	201100-664000
ROD Automation Fund	256000	000020	31	483,233.38	493,584.98	488,409.18	1.180%	\$489.48	256100-664000
Joint Narcotics Forfeiture	267000	000020	31	133,083.67	128,573.35	130,828.51	1.180%	\$131.12	267100-664000
Lifeways MH Millage	282000	000020	31	197,092.97	169,065.76	183,079.37	1.180%	\$183.48	282100-664000
Animal Shelter Millage	283000	000020	31	595,145.44	794,780.67	694,963.06	1.180%	\$696.49	283100-664000
Parks Millage	284000	000020	31	1,167,138.89	1,627,146.88	1,397,142.89	1.180%	\$1,400.21	284100-664000
Lake Columbia	365185	000020	31	467,780.87	468,042.61	467,911.74	1.180%	\$468.94	365185-664000
Southern Regional Intercept.	365916	000020	31	-256,764.93	-256,764.93	-256,764.93	1.180%	\$0.00	365916-664000
Wolf Lake	365220	000020	31	2,210.62	2,213.07	2,211.85	1.180%	\$2.22	365220-664000
Parma Village LDFA	365920	000020	31	8,146.78	8,153.55	8,150.17	1.180%	\$8.17	365920-664000
Grass Lake Section 2002B	365924	000020	31	3,929.13	47,683.48	25,806.31	1.180%	\$25.86	365924-664000
Round/Farwell	365925	000020	31	11,202.98	249,965.37	130,584.18	1.180%	\$130.87	365925-664000
Vineyard Lake	365250	000020	31	329,011.46	329,194.71	329,103.09	1.180%	\$329.82	365250-664000
Rives Sanitary Sewer	365926	000020	31	611.74	28,043.20	14,327.47	1.180%	\$14.36	365926-664000
Lifeways 2015B series	365917	000020	31	96,237.34	15,911.86	56,074.60	1.180%	\$56.20	365917-664000
Airport Runway	365906	000020	31	1,129.03	1,130.28	1,129.66	1.180%	\$1.13	365906-664000
Road Dept Road Projects	365933	000020	31	5,537.51	5,543.64	5,540.58	1.180%	\$5.55	365933-664000
Sheriff Radio	365934	000020	31	1,448.49	1,450.09	1,449.29	1.180%	\$1.45	365934-664000
Building Authority Debt MCF	369472	000020	31	2,088.14	2,090.45	2,089.30	1.180%	\$2.09	369472-664000
Road Dept Road Projects	404276	000020	31	472.00	1.08	236.54	1.180%	\$0.24	404276-664000
JCDOT 2019 MTF Bond	407000	000020	31	12,641,061.45	12,655,042.63	12,648,052.04	1.180%	\$12,675.77	407276-664000
Fair	561000	000020	31	209,698.40	211,558.59	210,628.50	1.180%	\$211.09	561100-664000
Preston Endowment	718000	000020	31	106,323.12	106,440.72	106,381.92	1.180%	\$106.62	\$106.62
Preston RESTRICTED	718001	000020	31			0.00	1.180%	\$0.00	718100-664000
Drain	801000	000020	31	1,256,820.47	1,186,045.99	1,221,433.23	1.180%	\$1,224.11	801100-664000
Drain	802000	000020	31	42,640.05	95,662.66	69,151.36	1.180%	\$69.30	802100-664000
Lake Level	841000	000020	31	47,255.98	46,522.18	46,889.08	1.180%	\$46.99	841100-664000
Lake Level	842000	000020	31	6,106.62	6,899.44	6,503.03	1.180%	\$6.52	842100-664000
Spring Arbor Water	851911	000020	31	3,492.76	3,496.62	3,494.69	1.180%	\$3.50	851911-664000
Southern Regional Intercept.	851916	000020	31	1,416.87	1,418.44	1,417.66	1.180%	\$1.42	851916-664000
Parma Village Wastewater	851922	000020	31	0.02	0.02	0.02	1.180%	\$0.00	851922-664000
Round/Farwell	851925	000020	31	141.75	141.91	141.83	1.180%	\$0.14	851925-664000
Vineyard Lake	851250	000020	31	425.80	426.27	426.04	1.180%	\$0.43	851250-664000
Rives Sanitary Sewer	851926	000020	31	65.39	65.46	65.43	1.180%	\$0.07	851926-664000
Total Paid				22,961,373.86	23,932,964.44			\$23,755.90	
				\$ 32,823,296.59	\$ 35,464,680.14	\$ 34,143,988.37			
								\$34,476.15	Total Int Paid

MARCH 2020 Monthly Pooled Unallocated Interest

Account Name	FUND	Beginning Balance	Ending Balance
Parks	208	71,736.23	75,095.98
Friend of Court	215	148,853.78	187,426.46
Golf Courses	218	1,160.97	-12,082.98
Health department	221	711,342.02	732,869.59
Runway Project	246	0.00	0.00
Falling Waters	247	80,312.15	-6,306.98
Sparks Park	248	-165,957.08	-165,957.08
Budget Stabilization	257	0.00	0.00
Concealed Pistol Licensing	263	146,077.62	152,515.62
PA Drug Enforcement	264	25,686.66	25,686.66
Sheriff Drug Enforcement	265	0.00	16,265.15
Omnibus Firefeiture	266	0.00	0.00
Law Library	269	4,082.41	4,082.41
CDB Grant	278	0.00	18,152.52
Justice Training	285	45,167.42	42,417.42
FIA	290	117,031.70	117,031.70
Medical care facility	291	1,508,058.31	1,323,410.06
Child Care	292	766,007.43	742,076.10
Vetran's Trust	294	0.00	0.00
Airport	295	56,397.81	83,414.46
Equipment Fund	402	316,762.22	279,535.75
Sheriff Equipment	466	0.00	0.00
Building Authority Construction	469	0.02	0.02
Delinquent Tax Administration	617	19,700.00	20,500.00
Land bank	620	233,948.69	234,364.28
Landscape Planning	649	23,661.79	23,661.79
DOA Endowment	717	76,933.42	76,998.32
Library Fines	721	40,333.42	47,049.65
Retirement	731	770,808.58	845,146.97
Circuit Court Trust	762	139,749.63	136,110.74
		5,137,855	4,999,464.61

**APRIL
2020**

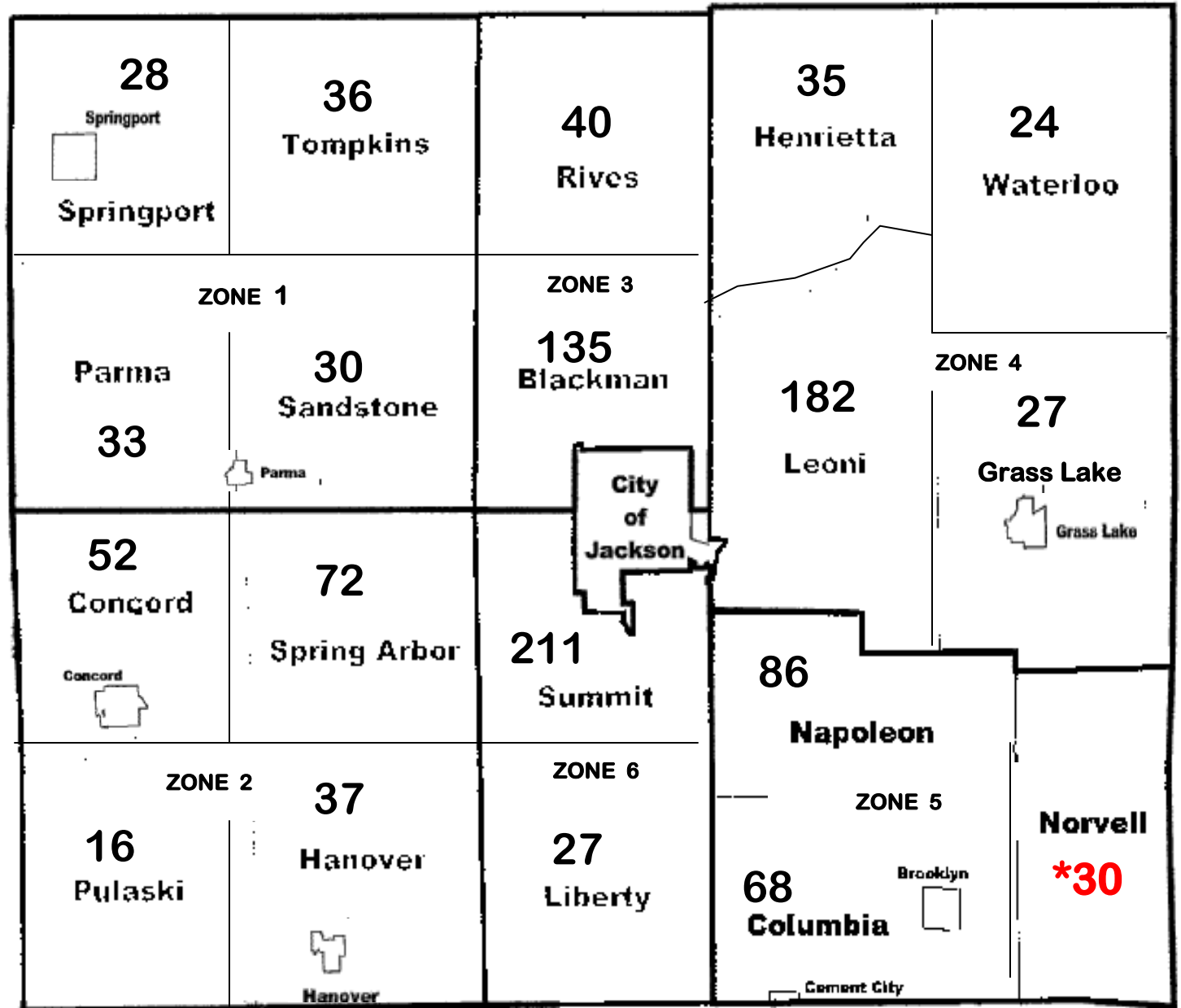
**2020 Forfeitures
Beginning 2,161**

2,025 - 94%

April 2019 - 1951

- CITY
- 1- 39
 - 2- 84
 - 3- 104
 - 4- 153
 - 5- 189
 - 6- 90
 - 7- 69
 - 8- 128
- Total 856

03-01-19 2,174
03-01-18 2,069



- Jan - 545
- Guthrie - 541
- Melissa - 519
- 4th - 420

2020 FORFEITURE / 2021 FORECLOSURE																																
Unit (Villages included with twp)	#FRF	Base Tax DLQ	PRE Parcels	Non PRE Parcels	#FRF	%	Base Tax DLQ	PRE Parcels	Non PRE Parcels	#FRF	%	Base Tax DLQ	PRE Parcels	Non PRE Parcels	#FRF	%	Base Tax DLQ	PRE Parcels	Non PRE Parcels	#FRF	%	Base Tax DLQ	PRE Parcels	Non PRE Parcels	#FRF	%	Base Tax DLQ	PRE Parcels	Non PRE Parcels			
																														Mar-20	Apr-20	May-20
Blackman	144	216,086.30	59	85	135	94%	209,142.98	54	81	0	0%	0	0	0	0%	0	0	0	0	0	0%	0	0	0	0	0%	0	0	0	0	0	
Columbia	72	111,076.60	29	43	68	94%	102,745.16	26	42	0	0%	0	0	0	0%	0	0	0	0	0	0%	0	0	0	0%	0	0	0	0	0	0	
Concord	57	69,183.51	25	32	52	91%	59,152.83	21	31	0	0%	0	0	0	0%	0	0	0	0	0	0%	0	0	0	0%	0	0	0	0	0	0	
Grass Lake	30	70,183.73	14	16	27	90%	61,491.22	13	14	0	0%	0	0	0	0%	0	0	0	0	0	0%	0	0	0	0%	0	0	0	0	0	0	
Hanover	38	55,274.40	20	18	37	97%	52,517.54	19	18	0	0%	0	0	0	0%	0	0	0	0	0	0%	0	0	0	0%	0	0	0	0	0	0	
Henrietta	41	37,976.93	22	19	35	85%	31,486.91	18	17	0	0%	0	0	0	0%	0	0	0	0	0	0%	0	0	0	0%	0	0	0	0	0	0	
Leoni	192	319,622.49	90	102	182	95%	306,725.58	85	97	0	0%	0	0	0	0%	0	0	0	0	0	0%	0	0	0	0%	0	0	0	0	0	0	0
Liberty	29	28,072.97	13	16	27	93%	25,310.03	12	15	0	0%	0	0	0	0%	0	0	0	0	0	0%	0	0	0	0%	0	0	0	0	0	0	0
Napoleon	90	122,253.76	34	56	86	96%	118,095.69	32	54	0	0%	0	0	0	0%	0	0	0	0	0	0%	0	0	0	0%	0	0	0	0	0	0	0
Norvell	30	56,393.47	12	18	30	100%	56,393.47	12	18	0	0%	0	0	0	0%	0	0	0	0	0	0%	0	0	0	0%	0	0	0	0	0	0	0
Parma	36	33,501.58	24	12	33	92%	30,803.28	23	10	0	0%	0	0	0	0%	0	0	0	0	0	0%	0	0	0	0%	0	0	0	0	0	0	0
Pulaski	18	23,035.52	11	7	16	89%	19,211.73	9	7	0	0%	0	0	0	0%	0	0	0	0	0	0%	0	0	0	0%	0	0	0	0	0	0	0
Rives	42	75,475.22	27	15	40	95%	69,990.54	25	15	0	0%	0	0	0	0%	0	0	0	0	0	0%	0	0	0	0%	0	0	0	0	0	0	0
Sandstone	35	61,117.51	28	7	30	86%	56,126.35	24	6	0	0%	0	0	0	0%	0	0	0	0	0	0%	0	0	0	0%	0	0	0	0	0	0	0
Spring Arbor	75	117,482.20	28	47	72	96%	103,751.88	25	47	0	0%	0	0	0	0%	0	0	0	0	0	0%	0	0	0	0%	0	0	0	0	0	0	0
Springport	32	52,786.44	19	13	28	88%	49,734.09	17	11	0	0%	0	0	0	0%	0	0	0	0	0	0%	0	0	0	0%	0	0	0	0	0	0	0
Summit	229	316,697.77	129	100	211	92%	291,253.51	114	97	0	0%	0	0	0	0%	0	0	0	0	0	0%	0	0	0	0%	0	0	0	0	0	0	0
Tompkins	41	50,064.80	30	11	36	88%	45,189.60	27	9	0	0%	0	0	0	0%	0	0	0	0	0	0%	0	0	0	0%	0	0	0	0	0	0	0
Waterloo	26	41,662.23	14	12	24	92%	35,935.14	12	12	0	0%	0	0	0	0%	0	0	0	0	0	0%	0	0	0	0%	0	0	0	0	0	0	0
City	904	1,056,970.45	426	478	856	95%	998,844.00	402	454	0	0%	0	0	0	0%	0	0	0	0	0	0%	0	0	0	0%	0	0	0	0	0	0	0
Total	2,161	2,914,917.88	1054	1107	2,025		2,723,901.53	970	1055	0		0.00	0	0	0		0.00	0	0	0		0.00	0	0	0		0.00	0	0	0	0	
			2,161					2,025					0					0					0					0				
						94%	-191,016.35				0%	-2,723,901.53				0%	0.00				0%	0.00					0.00					
							-136																									
							Indicates no change from previous month total of						Indicates no change from previous month total of										Indicates no change from previous month						Indicates no change from previous month			